



The ultimate hoof care system

PROFESSIONAL BUYER

COMPLETE MANUAL

FORMAHOOF.COM

Welcome Message

Dear hoof care providers,

It is with great pleasure that I introduce this technical manual for FormaHoof, the innovative hoof care solution that has revolutionized the equine industry. Our mission at FormaHoof is to provide you with the tools and knowledge you need to deliver the best possible hoof care for the horses in your care.

At FormaHoof, we believe that a healthy hoof is essential for the well-being of horses. That's why we developed our hoof care system that provides superior support, traction, and protection for horses in any weather condition. Our system is designed to be easy to use, while providing outstanding results every time.

This technical manual is an invaluable resource for professional farriers, vets, trimmers and hoof care providers who want to learn more about FormaHoof and how to use our products to deliver the best possible care to their clients. We've worked hard to ensure that this manual contains all the information you need to get started, from an overview of our system to detailed instructions for application and removal.



Alexander Papantoniou
CEO of FormaHoof

I hope that you find this manual to be a valuable resource in your work and that it helps you to provide the highest level of care for the horses in your care. Please don't hesitate to contact us if you have any questions or need any further assistance.

Best regards,

Alex Papantoniou
CEO, FormaHoof

TABLE OF CONTENTS

04 FormaHoof
Introduction

05 Benefits of
FormaHoof for You

07 FormaHoof System
Components

10 What Mould Type
Should I Choose

11 Finding The Right
FormaHoof Size

12 Tips for Useful Third
Party Tools

13 Pricing &
Cost Breakdown

16 FormaHoof
Application Guide

20 FormaHoof
Removal Guide

21 Post-Application
Checklist

22 Introducing the
FormaHoof Academy

24 Common Client
Questions & Answers

28 FAQs From Hoof
Care Providers

32 Benefits For
Horses

33 Laminitis
Case Study

35 White Line Disease
Case Study

37 Thoroughbred Feet
Case Study

39 Useful Contact
Information

Introducing FormaHoof



Complete Hoof Care System

FormaHoof is a comprehensive hoof care system comprising a reusable Mould and Advanced Polymer technology, for a liquid-fit protective layer that once applied, replicates the natural biomechanics of a healthy hoof, eliminating the need for nails to be driven into the hoof wall.

Our Mission

We are dedicated to improving equine hoof care by providing innovative solutions that enhance the natural biomechanics of the equine hoof. Our mission is to rehabilitate and protect horses' hooves world wide, enabling them to live happier, healthier, and more comfortable lives.

Our Goals

We strive to support and educate hoof care professionals with the tools and knowledge necessary to rehabilitate, protect, and support horses' hooves and their natural function. Through our commitment to research and development, we aim to continuously innovate and improve our products to meet the evolving needs of the equine industry. Our ultimate goal is to help horses live happy, healthy lives by promoting sound hoof care practices.

Benefits for Hoof Care Providers



01 Simple

FormaHoof's user-friendly system makes it easy to learn and quick to apply, saving you time and resources.

Intuitive 02

With FormaHoof's intuitive design, you can efficiently provide therapeutic support for horses without any additional equipment.



03 Repeatable

FormaHoof's reusable Moulds ensure consistent results every time, providing a reliable and repeatable solution for your clients' hoof care needs.



Benefits Your Business

Transform your hoof care business with FormaHoof: Streamline your service, improve outcomes, and grow your revenue.



Increased Efficiency

FormaHoof can help increase the efficiency of your business by reducing the time and effort required for hoof care and rehabilitation, allowing you to take on more clients and generate more revenue.



Reduced Costs

By using FormaHoof, you can reduce costs associated with traditional therapeutic methods such as frequent visits, materials, and labor.



Competitive Advantage

You will have a competitive advantage over other hoof care providers in your area, as you will be able to offer a unique and highly effective solution to your clients.



Client Satisfaction

FormaHoof is a highly effective and innovative solution for hoof care and rehabilitation, which can lead to increased client satisfaction and repeat business.



How Does FormaHoof Work?

FormaHoof works by encapsulating the hoof and redistributing forces across the entire hoof capsule. This is achieved through the use of a FormaHoof Mould that is temporarily placed onto the horse's freshly trimmed hoof. The Advanced Polymer is then pumped into the Mould to provide a liquid fit comfort layer that sets in just 7-10 minutes.

Once the FormaHoof protective application is complete, it can be rasped or trimmed according to the needs of the specific hoof. The application acts and wears exactly like healthy hoof horn, making it suitable for a wide range of horses, including those in rehab or those engaged in various equine sports.

One of the key benefits of FormaHoof is its customizability. The application is trimmable just like a natural hoof, which allows for adjustment of angles where required. This makes it possible to provide unique 3D support for a concave sole, corrected and leveled heels, and weight distribution across the entire hoof capsule. These factors encourage blood flow, circulation, and healthy hoof growth, while also protecting the whole foot within a moisture-controlled environment.

To ensure optimal results, FormaHoof is designed to work in conjunction with official FormaHoof products purchased via our online store. These products help to achieve the perfect FormaHoof application and ensure that your horse's hooves are bacteria-free before the application. Please note, third party substitutes for Advanced Polymer will damage your Mould and potentially your horse's hoof. Overall, FormaHoof provides a comprehensive and innovative solution to hoof care that is suitable for horses of all kinds.

Components of the FormaHoof Hoof Care System

FormaHoof Mould



A key component of the FormaHoof Hoof Care System. Available in a variety of sizes that fit the unique shape and size of each hoof.

The Mould is used to create a liquid fit comfort layer around the hoof. With different types of Moulds available, you can select the one that best suits your horse's needs, providing unique 3D support, weight distribution, and protection within a moisture-controlled environment.

Advanced Polymer



FormaHoof Advanced Polymer is a specially formulated liquid polyurethane that is pumped into and around the hoof and FormaHoof Mould.

After just 7-10 minutes, the FormaHoof Mould can be removed to reveal the final FormaHoof application, which acts and wears exactly like healthy hoof horn. The result is a perfectly shaped and balanced hoof that supports healthy blood flow, circulation, and hoof growth.



Third party substitutes for Advanced Polymer will damage your Mould and potentially your horse's hoof.



Applicator Gun



Holds a FormaHoof AP cartridge firmly, enabling a smooth, controlled flow of Advanced Polymer into your reusable FormaHoof Mould.

Mixing Tips



Helps you to achieve the perfect FormaHoof Application, by providing the correct Advanced Polymer mix into your reusable FormaHoof Mould.

Mesh



Mesh is folded around the prepared hoof before the hoof is placed in a Mould. Providing additional structural support and stability to the Advanced Polymer.

We provide free mesh with initial orders (Moulds and Kits). For subsequent orders, we recommend using the Coolaroo 302214 Screening Shade Fabric in 70% UV Block, (6' x 15') as it has been thoroughly tested by our team. You can find it on Amazon, eBay, and in various hardware shops in many countries.



What Mould Type Should I Choose?

Barefoot

The FormaHoof Barefoot Mould is the base model and the most versatile option, suitable for most horses in normal work conditions or during rehabilitation from many hoof-related pathologies.



Traction

All the benefits of the Barefoot Mould but with the added bonus of customizable studs that can be rasped to the required length, giving your horse the traction it needs for optimal performance.

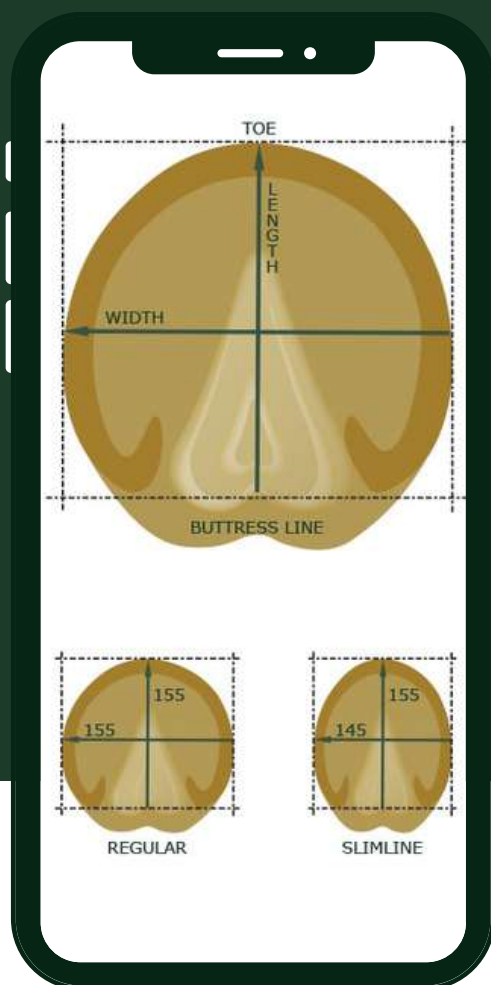


Performance

Designed for racehorses to quickly resolve common hoof problems while maintaining a balanced and healthy hoof, while also complying with racing regulations by being combined with a regular shoe.



Finding the Right FormaHoof Size



Start by cleaning your horse's hoof and measuring its length and width using the diagram provided. Do not include the bulbs of the heel. Once you have your measurements, find the range they fall into on the size chart.

Size Chart

Mould Size	MM Range	IN Range
00	60-75	2.3-2.9
0	76-90	3.0-3.5
1	91-100	3.6-3.9
2	101-110	4.0-4.3
3	111-120	4.4-4.7
4	121-125	4.8-4.9
4.5	126-135	5.0-5.3
5	136-140	5.4-5.5
6	141-150	5.6-5.9
7	151-160	6.0-6.2
8	161-172	6.3-6.7
9	173-185	6.8-7.2
10	186-197	7.3-7.7
11	198-207	7.8-8.1

FormaHoof Fit: Regular or Slimline

Choosing the right FormaHoof Fit is important for getting the perfect fit. Regular is best for front feet, while Slimline works well for narrow front feet and hind feet. And if there are significant differences in the Length and Width of your horse's hooves due to an underlying condition, always go for the larger measurement.

5 Tips For Third-Party Tools



1. Silicon Spray

Cleaning your FormaHoof Moulds regularly with a good quality silicon-based spray will extend their life and help prevent damage. At FormaHoof, we use WD-40 Silicon, but other brands can work as well.

2. Antibacterial

A good antibacterial treatment can ensure the cleanliness of the hoof before application. We recommend Red Horse Sole Cleanse from the FormaHoof Shop, but medical alcohol is also an option.




3. A Good Rasp

Using the right rasp can help prepare the hoof and wall for the application. We suggest using a Cody James (medium) rasp to prepare the wall and a regular rasp to trim and prepare the barefoot hoof as normal. A Shinto rasp can also be used to prepare smaller feet more easily.

4. Dental Impression Material (DIM)

DIM can be used in small quantities around the frog or to fill gaps where there are large cracks in the hoof wall. It's also recommended to use a small amount of copper sulphate with DIM for long-term disinfection of infected areas, especially if the horse has thrush or white line disease.



5. Copper Sulphate

Copper sulphate can be added to DIM to prevent and treat thrush, as well as support white line disease treatment. However, it should be used with caution and in small amounts, as overuse can be counterproductive. Always wear gloves when handling copper sulphate.



Pricing & Cost Breakdown for FormaHoof Applications

Working with senior applicator and FormaHoof consultant Joel Brown, who himself holds an MBA and Msc, we have outlined the pricing and cost breakdown for FormaHoof applications. Joel advises on the best approach for pricing the service and describes in detail the reasoning behind the cost breakdown.

Joel starts by breaking down the cost into two sections - labor plus services offered, and consumables required. For a typical example, the breakdown is as follows:

Labor & Services Breakdown

Consultation	1/2 hour, assess any x-rays or information available, fit the Mould and assess the horse's issue	\$60 USD
Travel	120 Mile round trip average	\$40 USD
Trim for 2 front feet	Based on a size 4 Mould	\$60 USD
Hoof preparation and Application	Including finishing (\$100 USD per foot)	\$200 USD

Total Labor and Services: \$360 USD (for 2 feet)

Consumables Breakdown

Mould amortisation	\$50 USD
Mixing Tips(4 Used)	\$1.50 USD
FormaHoof AP (4 Tubes)	\$38 USD per tube
Third-party products (DIM, Mesh, antibacterial, etc.)	\$30 USD

Total Consumables: \$238 USD (for 2 feet)

**GRAND
TOTAL**

**Labor, Service and
Consumables**

**\$598 USD
for 2 feet**

Joel explains that he treats the Moulds as consumables because they do not last forever and amortizes an amount per service on each application, at a rate of 10 USD per foot on the small Moulds, and 25 USD per foot for the large ones (size 8, for example). This may be explained as a rental to customers, meaning that they are essentially renting the Mould for the service.

FormaHoof applications should typically last 4 – 6 weeks at an average cost to the owner of 100 – 150 USD per week. While FormaHoof does not need to be treated as a permanent solution, once the hooves are suitably rehabilitated, the horse may go back to being barefoot. However, due to an increased drive for non-invasive hoof protection options, FormaHoof is becoming a preferred permanent hoof protection solution for many customers.



Consult an Expert!

Book Your Appointment Today

Get Expert Advice about FormaHoof

3 EASY STEPS TO ORDER ONLINE



1.

VISIT OUR ONLINE SHOP

Visit forma hoof.com/shop to browse
FormaHoof official products.
US & EU distribution centres,
Worldwide Delivery!

2.

ADD YOUR ITEMS

Select your preferred products.
A Kit contains everything you need
to get started!

3.

PLACE YOUR ORDER!

Choose to create account and earn
Happy Hoof Reward points.

SHOP NOW

Mesh Prep

For a FormaHoof Application



1

Cut Mesh to Size


Start by cutting the Mesh to the appropriate size for the Mould. FormaHoof Moulds starting around size 4.5 will benefit from a two-layered fold before cutting to size



2

Fold the Mesh

At the one end of the Mesh double back and then fold corners in very much like the starting to make a paper airplane. This creates a sort of pocket for the toe to slide into.



3

Wrap the Mesh

Wrap the Mesh around the hoof by placing the folded end at the toe and carefully positioning the rest of the Mesh around the hoof. Hold the Mesh firmly but gently pull it back towards the heel of the hoof to ensure a snug and secure fit.



4

Fit the Mould

Place the Mould over the mesh from toe to heel, and allow the horse to stand down into it to make sure it is in place and comfortable. This will give additional strength to the application to ensure that it is held together for the duration of the shoeing cycle.

FormaHoof

Application Guide



1


Prepare the Hooves

Before applying FormaHoof, make sure to pull off the horse's shoes and trim their hooves. It's important to ensure that the hooves are clean and free of any debris.

Prepare the Advanced Polymer

Add the Mixing Tips to the top of the tube of Advanced Polymer and place it in the Applicator Gun. Purge the tube by pulling the trigger until the Advanced Polymer is mixing correctly.

2





3

Prepare the Mould

Make sure you have your FormaHoof Mould to hand and that it is free of any debris. Wrap the mesh (or Flex Mesh) around the prepared hoof and fit the mould. It's important to ensure that the top lip of the Mould is tight to the hoof, as it's the shape rather than adhesion that keeps the final application in place.

Apply Advanced Polymer

Beginning at the toe, and moving across the sole (toe to heel). Use the Applicator Gun to fill in the application points on the Mould with the Advanced Polymer. You should start at the toe and work your way around the sole before finishing with the application points around the sides. Make sure the Mould is completely filled with Advanced Polymer and it is normal to see some overflow.

4



Allow Advanced Polymer Time to Cure

Within 7-10 minutes, the Advanced Polymer will be fully cured. The application points in the Mould will have some cured Advanced Polymer coming out of them, so to avoid damage to the Mould use a nipper to remove the excess where required. Carefully loosen the seal on the top line of the Mould (do not use a knife) and remove the Mould.

5



6

Finish the Application

Clip off all remaining application points and clean off any excess material. Give the application its finish and make further adjustments if needed.

FormaHoof

Removal Guide



1

Rasp Carefully

Remove the old shoe (if applicable) and use a rasp to gently file down the edges of the FormaHoof application, being careful not to rasp into the hoof wall. This will help to loosen the application and make it easier to remove.

Loosen the Seal
Use your nippers to carefully loosen the seal of the application. Be sure to start at the heel and work your way towards the toe, making small cuts in the application as you go. This will help to avoid damaging the hoof wall.


2



3

Pull Heel to Toe

Once you have loosened the application, you can begin to remove it from the hoof. It is best to start at the heel and pull gently towards the toe. Use a blunt pair of nippers if possible, as sharp nippers may cut through the application and damage the hoof wall.



POST APPLICATION

Checklist

☐

Store the FormaHoof Advanced Polymer in a cool, dry place away from direct sunlight, heat sources, or frost. The ideal storage and working temperature is 12-26 degrees Celsius (55-78 Fahrenheit).

☐

Store the FormaHoof Mould in a cool, dry place away from direct sunlight, heat sources, or frost.

☐

Monitor the horse's progress and behavior after the application.

☐

Clean and maintain your FormaHoof Moulds regularly with a silicon spray.

☐

Ensure all information regarding the horse's treatment is recorded, and a follow-up appointment is made.

☐

Share your best FormaHoof application on social media using the tags @FormaHoof and/or #FormaHoof

FormaHoof Academy



FormaHoof Basics

Online On-Demand

Get started with our introductory tutorial that covers the basics of the FormaHoof system.



FCA Course

Online On-Demand

Take your knowledge and skills to the next level by becoming a FormaHoof Certified Applicator.



Live Workshops

Follow @FormaHoof for Events

Join us for workshops led by FormaHoof Experts to gain and share experience.

What To Expect

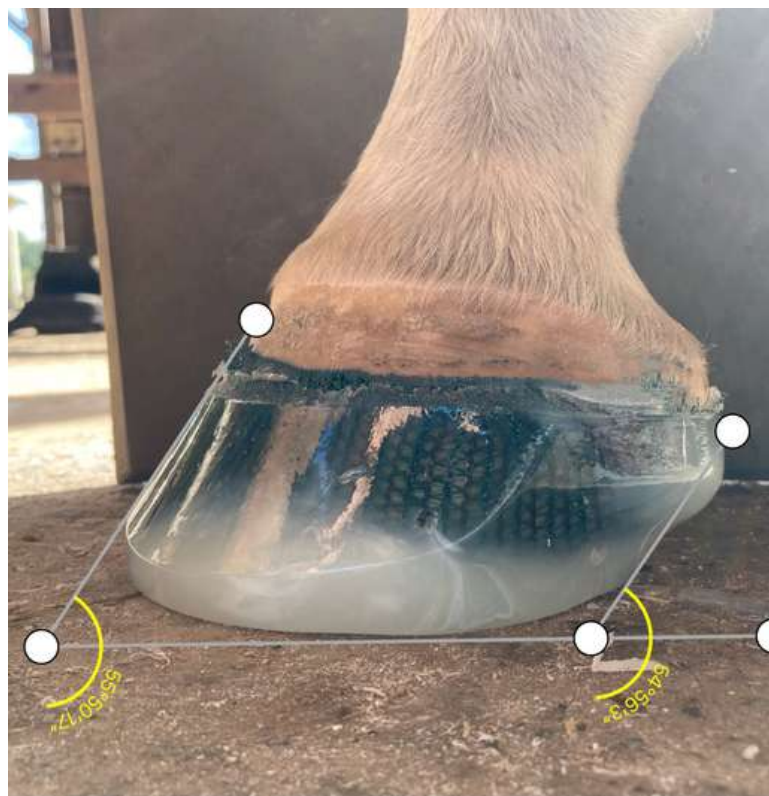
What We Expect From You

At FormaHoof, we expect our Academy participants to be professional hoof care providers who are committed to delivering the highest standard of care to their clients. We do require participants to provide proof of their hoof care business e.g. upload a photo of your business card.

It's important to note that while completing our courses and becoming a FormaHoof Certified Applicator (FCA) is an achievement to be proud of, it doesn't constitute employment or a formal representation of FormaHoof. However, we're here to support and guide our FCAs as they incorporate FormaHoof into their business, and we offer resources to help them develop their business and technical skills.

What To Expect From The FCA Course

The FCA course is a self-paced, on-demand program that includes six modules designed to help you master the FormaHoof system. Upon completion, you will have the opportunity to submit an application for review and certification by our expert panel. As a certified FCA, you will receive a certificate of achievement and ongoing trade discounts on FormaHoof Moulds and Consumables.



Common Client Questions

What is FormaHoof?

FormaHoof is a non-invasive, 3D protective hoof support system, liquid fit, and designed to operate like a healthy hoof, providing protection while allowing the horse to move comfortably.

How is FormaHoof different from normal horseshoes?

FormaHoof's 3D application offers conformation support, lift and protection, which is not possible with traditional 2D horseshoes. FormaHoof's non-invasive (nail-free) solution offers enhanced protection to horses' feet.

Is FormaHoof a glue-on shoe?

No, FormaHoof is not a glue-on shoe. FormaHoof Advanced Polymer is a very mild adhesive, but it is the shape of the application that keeps it on the hoof, meaning that there is no damage to the hoof upon removal.

How does FormaHoof support the hoof?

FormaHoof enhances the natural, healthy function of the hoof by correcting any conformational faults or imbalances, providing the hoof and limb with correct, functional support and protection. The application flex's with the horse's hoof movements.

What hoof problems can FormaHoof be used for?

FormaHoof can be used to treat a wide variety of hoof pathologies, including laminitis, navicular, white line disease, abscesses, bruising, increase sole depth, heal hoof cracks and correct Negative Palmar/Plantar Angles and more!

Does the hoof breathe in FormaHoof?

Hooves do not breathe. However, good hoof preparation is important to create a clean and bacteria/fungus-free environment prior to application to prevent any "hoof funk" from forming underneath the application.

Can I ride in FormaHoof?

FormaHoof is designed to support your horse's hooves during any activity, whether it's jumping, dressage, trail riding, or any other discipline. In fact, many riders have reported improved performance and increased comfort in their horses.

Who can apply FormaHoof?

To get the best results, FormaHoof applications are recommended to be carried out by professional trained hoof care provider. It is not mandatory to be a FormaHoof Certified Applicator before applying FormaHoof.

Does the hoof breathe in FormaHoof?

Hooves do not breathe. However, good hoof preparation is important to create a clean and bacteria/fungus-free environment prior to application to prevent any "hoof funk" from forming underneath the application.

How can I find a farrier, trimmer or vet applying FormaHoof in my area?

You can find the closest professional providing certified FormaHoof services through the applicator search. However, it is possible to get started with your trusted farrier, trimmer, equine podiatrist or vet at any time.

How long does a FormaHoof application last?

A FormaHoof application usually lasts for the length of your horse's regular shoeing cycle, meaning an average of 6-8 weeks, depending upon the natural rate of your horse's hoof growth and wear through work and type of surface.



We're here to help!

CustomerCare@FormaHoof.com

For Any Other Questions and Advice

Professional FAQs

How is FormaHoof different from normal horseshoes?

FormaHoof is a 3D liquid fit hoof protection and treatment system that promotes natural hoof mechanics, allowing for expansion and contraction of the hoof while providing support and protection. Unlike rigid metal horseshoes, FormaHoof is lightweight and reduces the need for nailing into the hoof wall, preserving hoof integrity and preventing problems and injuries.

How does FormaHoof provide proper stimulus and support to the horse's hoof?

FormaHoof's properties allow for the expansion and contraction of the hoof, while providing proper stimulus and support. This allows for proper perfusion, or blood flow, to the hoof, which engages the caudal foot structures such as the frog, digital cushion, ungular cartilages, coronary band, and ligaments. These structures all support the dorsal bone foundation, which supports propulsion. Additionally, FormaHoof helps to cushion the limb load on the horse's hoof, which further supports the hoof and distributes weight evenly. Overall, FormaHoof helps to promote healthy hoof function and support the horse's overall performance.

Does FormaHoof restrict hoof movement?

No, a FormaHoof application allows for the expansion and contraction of the hoof, while providing proper support and stimulation. FormaHoof Advanced Polymer is formulated to mimic the flexing property of the natural hoof, so when it is cured, the application allows for natural movement under load. This results in a successful combination of foot and material properties that are similar in function. The result is proper support and cushioning of the hoof.

How does FormaHoof help improve posture?

FormaHoof can help improve equine posture by providing additional support and stability to the hoof. The FormaHoof application wraps around the entire hoof, providing a more uniform distribution of weight and reducing the pressure on any one area of the hoof. This can help alleviate soreness and encourage horses to stand more comfortably, which can improve their overall posture.

What benefits does FormaHoof offer for horses with poor hoof conformation?

FormaHoof can be especially beneficial for horses with poor hoof conformation, as it provides a customizable, supportive outer shell that can help correct issues like under-run heels, low heels, and long toes. By providing additional support to the hoof, FormaHoof can help encourage healthier hoof growth over time.

How does FormaHoof benefit horses with lameness or other hoof-related issues?

FormaHoof can be an effective treatment option for horses with lameness or other hoof-related issues, such as navicular disease, laminitis, cracked hooves, and more. The liquid fit elevates, protects, alleviates pressure on pain points allowing for healthy hoof growth.

Can FormaHoof be used to improve hoof health for performance horses?

Yes, the additional support and stability provided by FormaHoof can help prevent issues like hoof fatigue and injury, allowing horses to perform at their best. Additionally, FormaHoof's flexible, yet durable, application is designed to distribute weight evenly across the entire hoof, reducing the impact on any one particular area. This helps to prevent injuries and discomfort during high-impact movements, allowing horses to perform at their best.

Can FormaHoof help with collapsed heels and imbalanced hooves?

Yes! These types of hooves require support, structure, and time to heal properly. FormaHoof's 3D support can provide the necessary support and structure to help the hoof heal and improve overall hoof function reducing stress on the soft tissue and bones. The use of FormaHoof can help stabilize these dynamic structures and provide the perfect environment for the hoof to heal.

Are there any risks or potential downsides to using FormaHoof?

FormaHoof is a safe and effective option for many hoof-related problems when used properly. Like any tool, it's important to follow instructions and monitor the horse's response to ensure the best possible outcome. With proper training and experience, any potential risks or downsides can be minimized, though these are significantly lower than those associated with traditional methods. FormaHoof is a valuable tool for trimmers, farriers, and vets in providing optimal hoof care.

Will using FormaHoof require a lot of extra equipment or training?

Our user-friendly system comes with all-in-one kits, and an on-demand online academy to learn at your own pace. With practice, you can easily apply FormaHoof to most horses or foals. The equipment is designed to allow you to cater to more horses with less equipment, and we offer all-in-one kits to provide you with everything you need to get started

Can I become a FormaHoof Certified Applicator while training to be a hoof care provider?

Trainee farriers, vets, and trimmers can begin the learning process to become a FormaHoof Certified Applicator (FCA) through our Rising Star program or our program for educational providers. However, they cannot be certified until they have completed the training and apprenticeship. Find more info: formahoof.com/partner-program

Benefits for Horses

01 Provides Support

The FormaHoof system is designed to provide support for the entire hoof, including the sole, frog, and walls. This is important because the hoof is responsible for supporting the weight of the horse and absorbing shock. By providing support to the entire hoof, FormaHoof can help prevent injuries and support the healing of existing ones.

02 Provides Protection

The FormaHoof system creates a protective layer around the hoof, shielding it from environmental factors such as moisture, dirt, and debris. This is important because the hoof is constantly exposed to these elements, which can weaken and damage it over time. By providing a protective layer, FormaHoof can help maintain the integrity of the hoof and prevent damage.

03 Replicates Natural Biomechanics

FormaHoof provides support and protection in a way that closely mimics the natural function of the hoof. The biomechanics of the complex structure of the hoof capsule play an important role in maintaining the foot and overall wellbeing of the horse. FormaHoof can help restore natural biomechanics, optimizing health and preventing issues such as lameness and hoof distortion.





FormaHoof Case Study: Hugo's Laminitis Journey

Hugo is a 13-year-old show horse that experienced two strange episodes just 5 days apart in January. These episodes caused him to be taken off his feet in his stable. Hugo was referred to a clinic at Newmarket for several tests, including neurological examinations, blood tests, CT scan, and x-rays of his whole body. Unfortunately, the cause of the episode could not be identified.

To manage his pain, Hugo was put on an all-fiber diet that included Happy hoof, and painkillers were added. He was also given two half doses of steroid injections into his joints. However, this resulted in Hugo developing symptoms of laminitis within 48 hours.

Six months later, Hugo started experiencing intermittent lameness and became crippled. X-rays revealed that he had rotated and foundered in both front feet. In addition, Hugo showed symptoms that could possibly relate to Cushing's disease. Blood tests confirmed that he was insulin resistant and had Equine metabolic syndrome. Hugo's owners had been managing his condition with slippers, but due to his habit of door banging, he frequently broke the glue, which left him crippled.

After searching for a solution, Hugo's owners came across a post about FormaHoof and contacted us. They applied FormaHoof for the first time at the end of November and were pleased with the results. Hugo was able to walk freely and be turned out immediately after the application.



Two weeks after the first FormaHoof application, Hugo was found to have an abscess in his toe due to necrotic tissue in his hoof being squeezed out. His farrier opened up the apex of the toe, allowing the abscess to drain, while still allowing Hugo to have the support of the FormaHoof on the heel and sole. Within a couple of days, Hugo felt much better and was able to walk around freely again.

In December, Hugo had his first FormaHoof application removed and showed good foot growth. The progress looked promising, and a second pair was applied. Hugo was feeling fantastic in the applications, bucking and rearing in his paddock, which was not possible before due to his lameness.



About a year after his first episode, Hugo's foot had grown enough to cause the FormaHoof to pop off in his bed overnight. However, this was not due to faulty work, but because the hoof had started to remodel, recover and rehabilitate from the severe damage, and grew out of the application. FormaHoof allowed the hoof to expand while providing maximum support.

Throughout Hugo's journey with laminitis, FormaHoof allowed his hoof to flex and weight to be spread over the entire sole, supporting blood flow, allowing hooves to grow faster and improve posture. Hugo's journey with laminitis has been a long and challenging one, but with the help of FormaHoof, he has made significant progress. His owners can turn him out and allow him to enjoy the sunny winter days, which was not possible before the application. Although there were some setbacks along the way, FormaHoof helped Hugo to recover and rehabilitate from his severe laminitis.



FormaHoof Case Study: Malva's White Line Disease

Malva, a 17-year-old draught mare, was presented to Aletia, a FormaHoof Certified Applicator, for treatment following a laminitis episode and subsequent severe white line disease in late September 2020. Malva's feet had massive cracks right in the middle of her hooves, and she was quite lame. Aletia immediately recommended x-rays and worked with a veterinarian to make a plan. Firstly, the enormous hoof cracks needed to be resected and cleaned.

After a hoof wall resection, FormaHoof was applied three times during a 6 month period. Malva's hooves were treated with copper sulphate and antibacterial spray before FormaHoof was applied to ensure the cleanliness of the resected areas. Malva's comfort level increased instantaneously when FormaHoof was applied. She could be turned out during recovery and remained sound throughout, with a successful and sound transition to barefoot in January 2021.

FormaHoof provided structural support and a clean environment for Malva's hoof to grow back healthy. She was immediately more sound following the application, and her hooves were able to grow back strong, in an infection-free environment. After three applications, Malva returned to barefoot and is now comfortable, and able to live her best life.



White line disease in horses is characterized by invading or opportunistic bacteria or fungi that destroy hoof-wall tissue. If left untreated, it can affect the entire inner hoof wall, resulting in lameness, hoof wall separation, and loss of stability of the entire hoof. A healthy hoof acts as a barrier against invasion of these microorganisms, but in an unhealthy hoof, cracks or fissures can allow the bacteria or fungi to enter and infection to set in.



FormaHoof provides instant, drug-free pain relief, stabilizes resected areas, keeps medication in place, and allows the hoof to grow in a clean and controlled environment. With the support and encapsulation of the hoof, most horses return to training in no time, as the application allows the horse to spread weight over the entire hoof and takes pressure off the wall. The increased weight-bearing allows better blood flow to the entire foot, encouraging healthy hoof growth.

In conclusion, FormaHoof allowed for successful treatment of Malva's white line disease. Traditional methods are time and care-intensive, but FormaHoof applications allow contact hours to be reduced for everyone involved in the treatment cycles. FormaHoof gives owners, farriers, and vets peace of mind during white line disease treatment, with immense time savings and enhanced comfort for the horse.



FormaHoof Case Study: Thoroughbred Feet

Farriers have been traditionally responsible for caring and maintaining horses' feet using a range of techniques and materials. However, the advancements in technology have provided farriers with innovative solutions to tackle common challenges, especially with thoroughbred (TB) horses' feet. Sven, a farrier with over 15 years of experience and an Expert FormaHoof Certified Applicator, highlights the benefits of using FormaHoof, a 3D shoeing solution, to improve the health and wellbeing of TB and off the track thoroughbred (OTTB) horses' feet.

Working with racehorses' feet after their racing careers are finished is a common challenge faced by farriers. Many horses finish their racing careers with flat, crushed heels, leading to negative palmer/planter angles and a breakdown in their feet's functionality. Sven suggests that farriers should explore advancing techniques and materials to help with horse care, such as FormaHoof.

Farriers have difficulty re-booting the caudal aspect of the foot, leading to expensive therapeutic shoeing packages for the horse's rest of the working life. However, FormaHoof provides an effective solution to support horses' recovery and improve the function of their feet. The 3D fit of the FormaHoof system enables farriers to offload the loading structures of the feet, realign the bony column, and effect better blood supply to the foot. This increases the horse's comfort and gives their body the best chance to re-grow the heel structure and suspension system for the foot.

Left front before we started



Near side front

Left foot after first application




Near side front

Right front before we started



Off side front

Right foot after first application



Off side front

While FormaHoof may appear expensive at first glance compared to most remedial shoeing packages, it offers significant financial savings in the long term. Farriers can literally halve the shoeing cost over the horse's working life.

Many thoroughbred horses currently racing and retired from racing are being managed with FormaHoof. The system allows for adjustments to the heel structure, bony column re-alignment, sole depth, and overall posture. FormaHoof also allows horses to be in work while making these adjustments, and the product can be applied while spelling horses in the paddock. Farriers can apply FormaHoof to help the feet recover, build up sole depth, healthy walls and heels, and transition horses to barefoot or regular shoeing.

Farriers can access online training modules provided by FormaHoof to help them apply the product. For owners keen to get started with FormaHoof, Sven suggests giving their farrier access to the training. FormaHoof is a game-changer in rehabilitating horses, helping these equine athletes live long and productive lives after racing.

FormaHoof is a cutting-edge technology that can help farriers, vets, hoof trimmers, and horse owners provide effective support to horses through their journey towards strong and healthy feet. Its innovative design and functionality make it an ideal solution for managing TB and OTTB horses' feet, ensuring that they can enjoy long, productive lives.

Contact List

Get in touch with the right people. Our contact list makes it easy to connect with the FormaHoof team and get the support you need.

Customer Care are here to help for any pre or post sales questions, general queries or support.


Our business development team are available to assist you incorporating FormaHoof into your hoof care business.

If you have any questions about promotional materials, social media or would like to share your application pictures Marketing would love to hear from you!

Get in touch with the website team with any feedback, suggestions or issues related to your experience when visiting FormaHoof.com

Department	Email
Customer Care & Sales	customercare@formahoof.com
Business Development	b2b@formahoof.com
Marketing	marketing@formahoof.com
Academy	academy@formahoof.com
Website Queries	lorcan@formahoof.com

Ready to visit
our website?



Scan Me

Open your
camera
and point here

Contact Us



1800-521-0971



customercare
@formahoof.com



FormaHoof.com

Help Us Improve

Complete Our Survey

Thank you for downloading the FormaHoof Complete Owner's/First Time Buyers manual. We are constantly working to improve our user experience, and your feedback is crucial in helping us achieve that goal. If you have just 3 minutes to spare, we would appreciate it if you could complete our survey and let us know your thoughts. Your feedback will help us to better understand your needs and how we can improve our products and services. Thank you in advance for your time and input!

Leave your feedback at:
<https://www.surveymonkey.com/r/69FDHMF>

